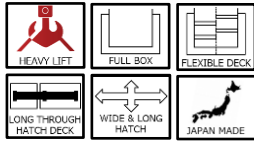
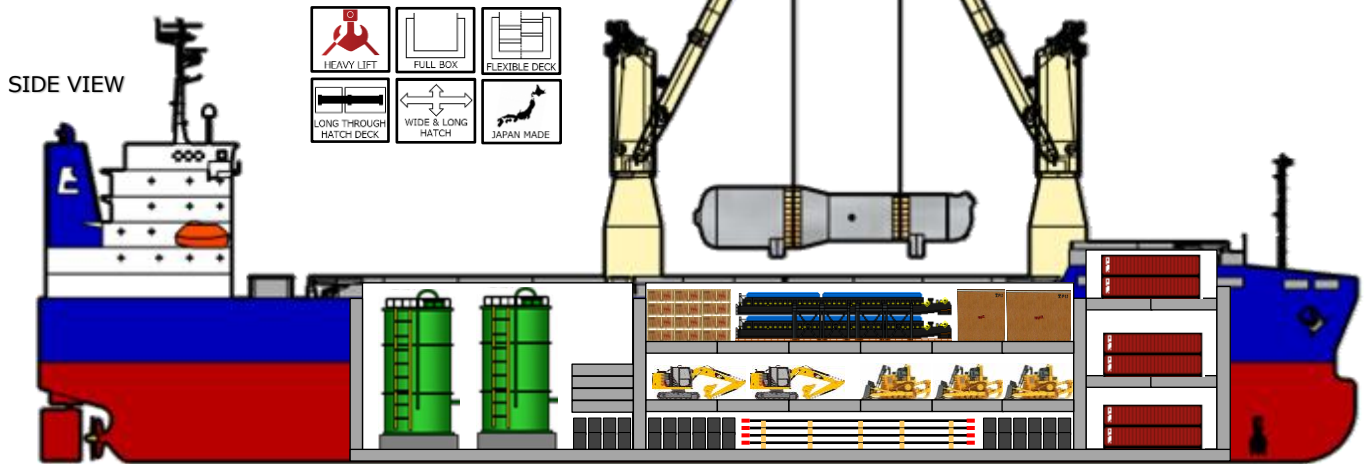


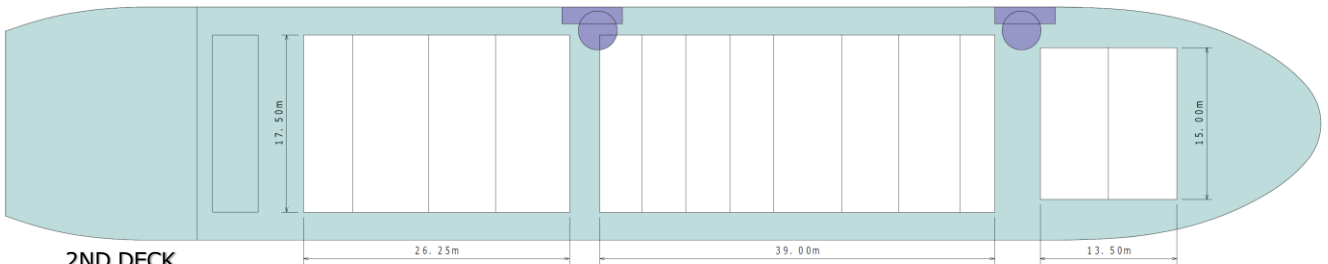
NEW HEAVY LIFT 250T×2(COMBINE UPTO 500T)

Beginning of 2026 DEBUT.

LENGTH (O.A) abt. 131.00M / (P.P) 124.55M
 BREADTH (MLD) 23.0M
 DEPTH (MLD) 16.00M / 10.60M
 DRAFT (SCANT) 9.90M
 GROSS TONNAGE abt. 13,680T
 DEAD WEIGHT 17,000T
 SPEED (FULL LOAD SEA SERVICE 75% MCO) 13.2KT



UPPER DECK



2ND DECK



TANK TOP

